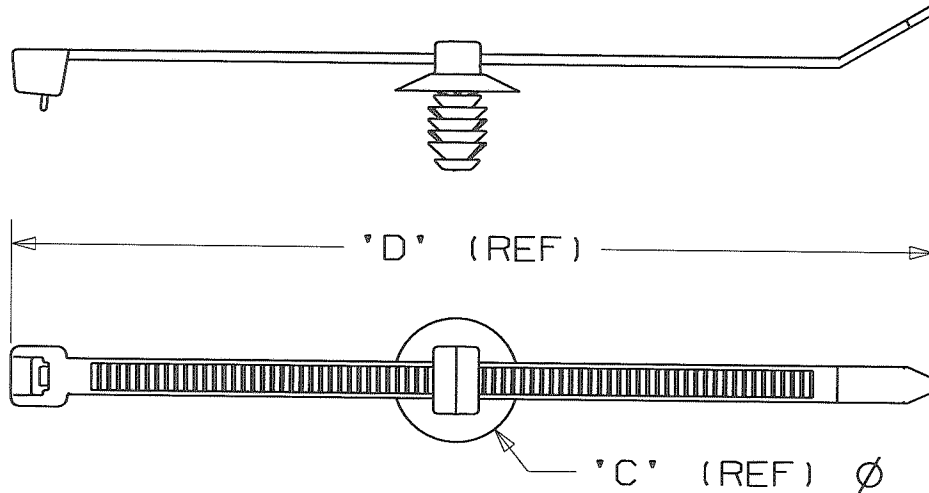
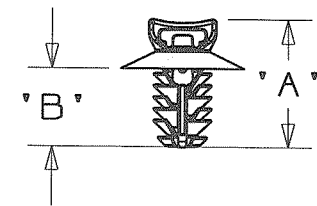
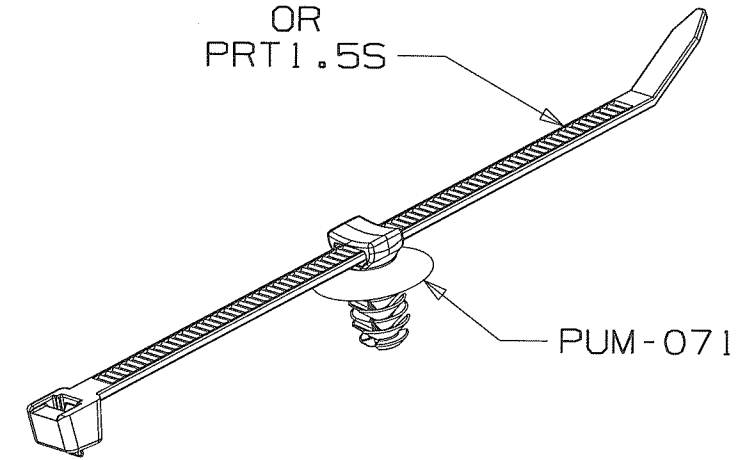


THIS COPY IS PROVIDED ON A RESTRICTED BASIS AND IS NOT TO BE USED IN ANY WAY DETRIMENTAL TO THE INTERESTS OF PANDUIT CORP.

PANDUIT PART NUMBER	CABLE TIE			PUSH MOUNT MATERIAL	DIMENSIONS				COLOR	WEIGHT grams/100pcs
	MIN TENSILE	MAX BUNDLE	MATERIAL		'A'	'B'	'C' (REF)	'D' (REF)		
PUM071-RIS-_30	50 LBS (222 N)	1.0 " (51 MM)	NYLON 6.6 WEATHER RESISTANT BLACK	NYLON 6.6 HEAT STABILIZED BLACK	16.9	10.4	16.5	122	BLACK	133
PUM071-R15S-_30	50 LBS (222 N)	1.5 " (51 MM)	NYLON 6.6 HEAT STABILIZED BLACK	NYLON 6.6 HEAT STABILIZED BLACK	16.9	10.4	16.5	160	BLACK	156



PRT1S  
OR  
PRT1.5S



- NOTES:
- SEE CURRENT PRICE SHEET FOR PART NUMBER SUFFIX DESIGNATION FOR PACKAGE SIZE.
  - (\* ) DIMENSIONAL VARIANCE IS POSSIBLE DUE TO MOLDING PROCESS RELATED SINK MARKS.
  - APPLICATION SPECIFICATION:  
A. NOMINAL HOLE DIAMETER: 6.3 - 7.1 mm  
B. NOMINAL PANEL THICKNESS: 0.8 - 7.0 mm

CAD FILENAME/LAYERS G03597AA\_DC\_GB3597AA/00C

PANDUIT CORP. TINLEY PARK, ILLINOIS

PUM071-RIS-\_30 & PUM071-R15S-\_30  
PUSH MOUNT/CABLE TIE ASSEMBLY

UNLESS OTHERWISE SPECIFIED, ALL DIMENSIONS ARE GIVEN IN METRIC TOLERANCE: ±0.5MM

REV	DATE	BY	CHK	DESCRIPTION	ECN	R	CUST	SUP
OOC	11/7/08	PSG	RR	CHANGED DIMENSION 'D'	GB3597AA	OOC	KLN	
OOB	10/29/08	PSG		CHANGED PANDUIT PART NUMBERS AND MATERIALS	GB3597AA	OOB		
OOA	10/6/08	PSG		INITIAL RELEASE	GB3597AA	OOA		

DRAWN BY PSG	MAT'L:
DATE 10/1/08	SEE TABLE
CHK'D KLN	

SCALE 1:1
DRAWING NO. GB3597AA
DWG A SIZE